

## Stand Activity Summary for Lowndes County BOE

**Filters Applied:** County: Lowndes  
 Client Class: School Trust Land  
 District: East Central District  
 Client: Lowndes County BOE  
 STR:  
 Activity:  
 Year: 2012 Through 2021

STR	Strata	Stand	Activity	Acre	Est. Cost	Est. Revenue
<b>2012</b>						
16 17S 17W	3	1	Vegetation Control, Chemical, MRVM (Mid Rotation Vegetative Mgmt), Machine, Woc	172	\$8,600.00	\$0.00
16 18N 16E	1	2	Post Plant, Chemical, Broadcast, Aerial, Combination	41	\$2,050.00	\$0.00
30 15S 16W	2	7	Harvest, Mechanical, Regeneration, Machine, Loblolly	54	\$1,890.00	\$50,220.00
<b>Yearly Totals</b>				<b>267</b>	<b>\$12,540.00</b>	<b>\$50,220.00</b>
<b>2013</b>						
16 17S 17W	1	23	Harvest, Mechanical, 1st Thin, Machine, Loblolly	32	\$1,120.00	\$7,360.00
30 15S 16W	2	7	Regeneration, Artificial, Plant, Hand, Loblolly	54	\$4,860.00	\$0.00
30 15S 16W	2	7	Post Plant, Chemical, Broadcast, Aerial, Woody	54	\$2,700.00	\$0.00
<b>Yearly Totals</b>				<b>140</b>	<b>\$8,680.00</b>	<b>\$7,360.00</b>
<b>2014</b>						
16 16S 18W	3	1	Harvest, Mechanical, 1st Thin, Machine, Loblolly	54	\$1,890.00	\$14,040.00
16 16S 18W	3	5	Harvest, Mechanical, 1st Thin, Machine, Loblolly	15	\$525.00	\$3,900.00
16 17S 18W	2	15	Harvest, Mechanical, 1st Thin, Machine, Loblolly	18	\$627.90	\$3,229.20
16 17S 18W	2	16	Harvest, Mechanical, 1st Thin, Machine, Loblolly	10	\$350.00	\$1,800.00
16 17S 18W	2	23	Harvest, Mechanical, 1st Thin, Machine, Loblolly	18	\$617.05	\$3,173.40
16 19S 17W	2	2	Harvest, Mechanical, 1st Thin, Machine, Loblolly	65	\$2,275.00	\$15,600.00
16 19S 17W	2	5	Harvest, Mechanical, 1st Thin, Machine, Loblolly	5	\$175.00	\$1,200.00
16 19S 17W	2	29	Harvest, Mechanical, 1st Thin, Machine, Loblolly	6	\$210.00	\$1,440.00

STR	Strata	Stand	Activity	Acre	Est. Cost	Est. Revenue
16 19S 17W	2	32	Harvest, Mechanical, 1st Thin, Machine, Loblolly	5	\$175.00	\$1,200.00
30 15S 16W	1	3	Harvest, Mechanical, Regeneration, Machine, Loblolly	11	\$390.60	\$9,039.60
30 15S 16W	1	4	Harvest, Mechanical, Regeneration, Machine, Loblolly	1	\$47.25	\$1,093.50
30 15S 16W	1	5	Harvest, Mechanical, Regeneration, Machine, Loblolly	50	\$1,750.00	\$40,500.00

**Yearly Totals**

258

\$9,032.80

\$96,215.70

**2015**

16 17N 16E	4	3	Harvest, Mechanical, Thin, Machine, Loblolly	4	\$149.80	\$1,412.40
16 17N 16E	4	8	Harvest, Mechanical, Thin, Machine, Loblolly	23	\$805.00	\$7,590.00
16 17N 16E	4	11	Harvest, Mechanical, Thin, Machine, Loblolly	47	\$1,635.90	\$15,424.20
16 18S 17W	2	9	Harvest, Mechanical, Regeneration, Machine, Loblolly	21	\$735.00	\$41,370.00
16 18S 17W	4	10	Harvest, Mechanical, Regeneration, Machine, Loblolly	4	\$140.00	\$2,760.00
16 18S 17W	6	11	Harvest, Mechanical, Regeneration, Machine, Loblolly	3	\$105.00	\$90.00
16 20S 17W	1	5	Harvest, Mechanical, 1st Thin, Machine, Loblolly	8	\$280.00	\$1,200.00
16 20S 17W	2	3	Harvest, Mechanical, Thin, Machine, Misc Hardwood	6	\$210.00	\$1,500.00
16 20S 17W	2	9	Harvest, Mechanical, Thin, Machine, Misc Hardwood	9	\$331.45	\$2,367.50
16 20S 17W	2	10	Harvest, Mechanical, Thin, Machine, Misc Hardwood	2	\$69.65	\$497.50
16 20S 17W	4	2	Harvest, Mechanical, BioMass, Machine, Loblolly	61	\$2,135.00	\$24,400.00
16 20S 17W	4	4	Harvest, Mechanical, BioMass, Machine, Loblolly	29	\$1,015.00	\$11,600.00
30 15S 16W	1	3	Regeneration, Artificial, Plant, Hand, Loblolly	11	\$1,004.40	\$0.00
30 15S 16W	1	3	Post Plant, Chemical, Broadcast, Aerial, Woody	11	\$558.00	\$0.00
30 15S 16W	1	4	Regeneration, Artificial, Plant, Hand, Loblolly	1	\$121.50	\$0.00
30 15S 16W	1	4	Post Plant, Chemical, Broadcast, Aerial, Woody	1	\$67.50	\$0.00
30 15S 16W	1	5	Post Plant, Chemical, Broadcast, Aerial, Woody	50	\$2,500.00	\$0.00

STR	Strata	Stand	Activity	Acre	Est. Cost	Est. Revenue
30 15S 16W	1	5	Regeneration, Artificial, Plant, Hand, Loblolly	50	\$4,541.40	\$0.00

<b>Yearly Totals</b>				<b>343</b>	<b>\$16,404.60</b>	<b>\$110,211.60</b>
----------------------	--	--	--	------------	--------------------	---------------------

## 2016

16 17S 17W	1	23	Fire Protection, Other, Burn, Hand, Hazard Mitigation	32	\$800.00	\$0.00
16 17S 17W	3	1	Harvest, Mechanical, Thin, Machine, Loblolly	172	\$6,020.00	\$9,288.00
16 18N 17E	3	9	Harvest, Mechanical, 1st Thin, Machine, Loblolly	25	\$875.00	\$5,750.00
16 18N 17E	3	10	Harvest, Mechanical, 1st Thin, Machine, Loblolly	8	\$273.70	\$1,798.60
16 18N 18E	1	2	Harvest, Mechanical, 1st Thin, Machine, Loblolly	5	\$175.00	\$1,050.00
16 18S 17W	2	9	Site Preparation, Mechanical, Shear/Rake, Machine, Cut-Over	21	\$4,200.00	\$0.00
16 18S 17W	2	9	Regeneration, Artificial, Plant, Hand, Loblolly	21	\$1,890.00	\$0.00
16 18S 17W	2	9	Post Plant, Chemical, Broadcast, Hand, Combination	21	\$1,050.00	\$0.00
16 18S 17W	4	10	Post Plant, Chemical, Broadcast, Aerial, Combination	4	\$200.00	\$0.00
16 18S 17W	4	10	Regeneration, Artificial, Plant, Hand, Loblolly	4	\$360.00	\$0.00
16 18S 17W	4	10	Site Preparation, Mechanical, Shear/Rake, Machine, Cut-Over	4	\$800.00	\$0.00
16 18S 17W	6	11	Regeneration, Artificial, Plant, Hand, Loblolly	3	\$270.00	\$0.00
16 18S 17W	6	11	Post Plant, Chemical, Broadcast, Aerial, Woody	3	\$150.00	\$0.00
16 18S 17W	6	11	Site Preparation, Mechanical, Shear/Rake, Machine, Cut-Over	3	\$600.00	\$0.00
16 20S 17W	4	2	Post Plant, Chemical, Broadcast, Aerial, Combination	61	\$3,050.00	\$0.00
16 20S 17W	4	2	Regeneration, Artificial, Plant, Hand, Loblolly	61	\$5,490.00	\$0.00
16 20S 17W	4	4	Post Plant, Chemical, Broadcast, Aerial, Combination	29	\$1,450.00	\$0.00
16 20S 17W	4	4	Regeneration, Artificial, Plant, Hand, Loblolly	29	\$2,610.00	\$0.00

<b>Yearly Totals</b>				<b>506</b>	<b>\$30,263.70</b>	<b>\$17,886.60</b>
----------------------	--	--	--	------------	--------------------	--------------------

## 2017



STR	Strata	Stand	Activity	Acre	Est. Cost	Est. Revenue
<b>Yearly Totals</b>				<b>265</b>	<b>\$8,298.40</b>	<b>\$268,139.50</b>
<b>2019</b>						
16 16S 17W	3	7	Regeneration, Artificial, Plant, Hand, Loblolly	118	\$10,620.00	\$0.00
16 16S 17W	3	7	Vegetation Control, Chemical, Broadcast, Aerial, Woody	118	\$5,900.00	\$0.00
16 16S 17W	3	7	Site Preparation, Mechanical, Shear/Rake, Machine, Cut-Over	118	\$23,600.00	\$0.00
16 17S 17W	1	23	Fire Protection, Other, Burn, Hand, Hazard Mitigation	32	\$800.00	\$0.00
16 17S 17W	3	1	Fire Protection, Other, Burn, Hand, Hazard Mitigation	172	\$4,300.00	\$0.00
16 18N 17E	3	9	Fire Protection, Other, Burn, Hand, Hazard Mitigation	25	\$625.00	\$0.00
16 18N 17E	3	10	Fire Protection, Other, Burn, Hand, Hazard Mitigation	8	\$195.50	\$0.00
16 18N 17E	3	10	Fire Protection, Other, Burn, Hand, Hazard Mitigation	8	\$200.00	\$0.00
16 20S 17W	3	6	Site Preparation, Mechanical, Shear/Rake, Machine, Cut-Over	3	\$518.00	\$0.00
16 20S 17W	3	6	Regeneration, Artificial, Plant, Hand, Loblolly	3	\$233.10	\$0.00
16 20S 17W	3	6	Post Plant, Chemical, Broadcast, Aerial, Combination	3	\$129.50	\$0.00
16 20S 17W	3	7	Regeneration, Artificial, Plant, Hand, Loblolly	5	\$450.00	\$0.00
16 20S 17W	3	7	Post Plant, Chemical, Broadcast, Aerial, Combination	5	\$250.00	\$0.00
16 20S 17W	3	7	Site Preparation, Mechanical, Shear/Rake, Machine, Cut-Over	5	\$1,000.00	\$0.00
16 20S 17W	3	8	Regeneration, Artificial, Plant, Hand, Loblolly	41	\$3,690.00	\$0.00
16 20S 17W	3	8	Site Preparation, Mechanical, Shear/Rake, Machine, Cut-Over	41	\$8,200.00	\$0.00
16 20S 17W	3	8	Post Plant, Chemical, Broadcast, Aerial, Combination	41	\$2,050.00	\$0.00
<b>Yearly Totals</b>				<b>745</b>	<b>\$62,761.10</b>	<b>\$0.00</b>
<b>2020</b>						
16 16S 18W	3	1	Fire Protection, Other, Burn, Hand, Hazard Mitigation	54	\$1,338.00	\$0.00
16 16S 18W	3	5	Fire Protection, Other, Burn, Hand, Hazard Mitigation	15	\$375.00	\$0.00

STR	Strata	Stand	Activity	Acre	Est. Cost	Est. Revenue
16 17S 18W	2	15	Fire Protection, Other, Burn, Hand, Hazard Mitigation	18	\$448.50	\$0.00
16 17S 18W	2	16	Fire Protection, Other, Burn, Hand, Hazard Mitigation	10	\$250.00	\$0.00
16 17S 18W	2	23	Fire Protection, Other, Burn, Hand, Hazard Mitigation	18	\$440.75	\$0.00
16 18S 17W	1	1	Fire Protection, Other, Burn, Hand, Hazard Mitigation	82	\$2,050.00	\$0.00
16 19S 17W	2	2	Fire Protection, Other, Burn, Hand, Hazard Mitigation	65	\$1,620.50	\$0.00
16 19S 17W	2	5	Fire Protection, Other, Burn, Hand, Hazard Mitigation	5	\$125.00	\$0.00
16 19S 17W	2	29	Fire Protection, Other, Burn, Hand, Hazard Mitigation	6	\$141.50	\$0.00
16 19S 17W	2	32	Fire Protection, Other, Burn, Hand, Hazard Mitigation	5	\$116.25	\$0.00
16 19S 17W	3	12	Harvest, Mechanical, 1st Thin, Machine, Loblolly	2	\$55.65	\$286.20
16 19S 17W	3	16	Harvest, Mechanical, 1st Thin, Machine, Loblolly	2	\$68.60	\$352.80
16 19S 17W	3	20	Harvest, Mechanical, 1st Thin, Machine, Loblolly	76	\$2,660.00	\$13,680.00
16 19S 17W	3	21	Harvest, Mechanical, 1st Thin, Machine, Loblolly	42	\$1,478.75	\$7,605.00
16 19S 17W	3	22	Harvest, Mechanical, 1st Thin, Machine, Loblolly	22	\$770.00	\$3,960.00
16 19S 17W	3	26	Harvest, Mechanical, 1st Thin, Machine, Loblolly	15	\$525.00	\$2,700.00
16 19S 17W	3	27	Harvest, Mechanical, 1st Thin, Machine, Loblolly	1	\$30.45	\$156.60

**Yearly Totals**                      436                      \$12,493.95                      \$28,740.60

**2021**

16 16S 18W	3	1	Fire Protection, Other, Burn, Hand, Hazard Mitigation	54	\$1,350.00	\$0.00
16 17N 16E	4	3	Fire Protection, Other, Burn, Hand, Hazard Mitigation	4	\$100.00	\$0.00
16 17N 16E	4	8	Fire Protection, Other, Burn, Hand, Hazard Mitigation	23	\$562.75	\$0.00
16 17N 16E	4	11	Fire Protection, Other, Burn, Hand, Hazard Mitigation	47	\$1,168.50	\$0.00
16 17S 17W	1	23	Fire Protection, Other, Burn, Hand, Hazard Mitigation	32	\$800.00	\$0.00
16 17S 18W	2	15	Fire Protection, Other, Burn, Hand, Hazard Mitigation	18	\$448.50	\$0.00

STR	Strata	Stand	Activity	Acre	Est. Cost	Est. Revenue
16 17S 18W	2	23	Fire Protection, Other, Burn, Hand, Hazard Mitigation	18	\$440.75	\$0.00
16 19S 17W	2	2	Fire Protection, Other, Burn, Hand, Hazard Mitigation	65	\$1,625.00	\$0.00
16 19S 17W	2	29	Fire Protection, Other, Burn, Hand, Hazard Mitigation	6	\$150.00	\$0.00
16 19S 17W	2	32	Fire Protection, Other, Burn, Hand, Hazard Mitigation	5	\$125.00	\$0.00
16 19S 17W	3	12	Fire Protection, Other, Burn, Hand, Hazard Mitigation	2	\$39.75	\$0.00
16 19S 17W	3	20	Fire Protection, Other, Burn, Hand, Hazard Mitigation	76	\$1,900.00	\$0.00
16 19S 17W	3	21	Fire Protection, Other, Burn, Hand, Hazard Mitigation	42	\$1,056.25	\$0.00
16 19S 17W	3	22	Fire Protection, Other, Burn, Hand, Hazard Mitigation	22	\$550.00	\$0.00
16 19S 17W	3	26	Fire Protection, Other, Burn, Hand, Hazard Mitigation	15	\$375.00	\$0.00
16 19S 17W	3	27	Fire Protection, Other, Burn, Hand, Hazard Mitigation	1	\$21.75	\$0.00
16 20S 17W	1	5	Fire Protection, Other, Burn, Hand, Hazard Mitigation	8	\$200.00	\$0.00
16 20S 17W	2	3	Fire Protection, Other, Burn, Hand, Hazard Mitigation	6	\$150.00	\$0.00
16 20S 17W	2	9	Fire Protection, Other, Burn, Hand, Hazard Mitigation	9	\$236.75	\$0.00
16 20S 17W	2	10	Fire Protection, Other, Burn, Hand, Hazard Mitigation	2	\$49.75	\$0.00
<b>Yearly Totals</b>				<b>454</b>	<b>\$11,349.75</b>	<b>\$0.00</b>
<b>Grand Totals</b>				<b>3,651</b>	<b>\$178,584.30</b>	<b>\$597,634.00</b>

## Stand Activity Summary for Lowndes County BOE

**Filters Applied:** County: Lowndes  
 Client Class: School Trust Land  
 District: East Central District  
 Client: Lowndes County BOE  
 STR:  
 Activity: Harvest  
 Year: 2012 Through 2021

STR	Strata	Stand	Activity	Acre	Est. Cost	Est. Revenue
<b>2012</b>						
30 15S 16W	2	7	Harvest, Mechanical, Regeneration, Machine, Loblolly	54	\$1,890.00	\$50,220.00
<b>Yearly Totals</b>				54	\$1.890.00	\$50.220.00
<b>2013</b>						
16 17S 17W	1	23	Harvest, Mechanical, 1st Thin, Machine, Loblolly	32	\$1,120.00	\$7,360.00
<b>Yearly Totals</b>				32	\$1.120.00	\$7.360.00
<b>2014</b>						
16 16S 18W	3	1	Harvest, Mechanical, 1st Thin, Machine, Loblolly	54	\$1,890.00	\$14,040.00
16 16S 18W	3	5	Harvest, Mechanical, 1st Thin, Machine, Loblolly	15	\$525.00	\$3,900.00
16 17S 18W	2	15	Harvest, Mechanical, 1st Thin, Machine, Loblolly	18	\$627.90	\$3,229.20
16 17S 18W	2	16	Harvest, Mechanical, 1st Thin, Machine, Loblolly	10	\$350.00	\$1,800.00
16 17S 18W	2	23	Harvest, Mechanical, 1st Thin, Machine, Loblolly	18	\$617.05	\$3,173.40
16 19S 17W	2	2	Harvest, Mechanical, 1st Thin, Machine, Loblolly	65	\$2,275.00	\$15,600.00
16 19S 17W	2	5	Harvest, Mechanical, 1st Thin, Machine, Loblolly	5	\$175.00	\$1,200.00
16 19S 17W	2	29	Harvest, Mechanical, 1st Thin, Machine, Loblolly	6	\$210.00	\$1,440.00
16 19S 17W	2	32	Harvest, Mechanical, 1st Thin, Machine, Loblolly	5	\$175.00	\$1,200.00
30 15S 16W	1	3	Harvest, Mechanical, Regeneration, Machine, Loblolly	11	\$390.60	\$9,039.60
30 15S 16W	1	4	Harvest, Mechanical, Regeneration, Machine, Loblolly	1	\$47.25	\$1,093.50
30 15S 16W	1	5	Harvest, Mechanical, Regeneration, Machine, Loblolly	50	\$1,750.00	\$40,500.00



STR	Strata	Stand	Activity	Acre	Est. Cost	Est. Revenue
<b>Yearly Totals</b>				<b>258</b>	<b>\$9,032.80</b>	<b>\$96,215.70</b>
<b>2015</b>						
16 17N 16E	4	3	Harvest, Mechanical, Thin, Machine, Loblolly	4	\$149.80	\$1,412.40
16 17N 16E	4	8	Harvest, Mechanical, Thin, Machine, Loblolly	23	\$805.00	\$7,590.00
16 17N 16E	4	11	Harvest, Mechanical, Thin, Machine, Loblolly	47	\$1,635.90	\$15,424.20
16 18S 17W	2	9	Harvest, Mechanical, Regeneration, Machine, Loblolly	21	\$735.00	\$41,370.00
16 18S 17W	4	10	Harvest, Mechanical, Regeneration, Machine, Loblolly	4	\$140.00	\$2,760.00
16 18S 17W	6	11	Harvest, Mechanical, Regeneration, Machine, Loblolly	3	\$105.00	\$90.00
16 20S 17W	1	5	Harvest, Mechanical, 1st Thin, Machine, Loblolly	8	\$280.00	\$1,200.00
16 20S 17W	2	3	Harvest, Mechanical, Thin, Machine, Misc Hardwood	6	\$210.00	\$1,500.00
16 20S 17W	2	9	Harvest, Mechanical, Thin, Machine, Misc Hardwood	9	\$331.45	\$2,367.50
16 20S 17W	2	10	Harvest, Mechanical, Thin, Machine, Misc Hardwood	2	\$69.65	\$497.50
16 20S 17W	4	2	Harvest, Mechanical, BioMass, Machine, Loblolly	61	\$2,135.00	\$24,400.00
16 20S 17W	4	4	Harvest, Mechanical, BioMass, Machine, Loblolly	29	\$1,015.00	\$11,600.00
<b>Yearly Totals</b>				<b>217</b>	<b>\$7,611.80</b>	<b>\$110,211.60</b>
<b>2016</b>						
16 17S 17W	3	1	Harvest, Mechanical, Thin, Machine, Loblolly	172	\$6,020.00	\$9,288.00
16 18N 17E	3	9	Harvest, Mechanical, 1st Thin, Machine, Loblolly	25	\$875.00	\$5,750.00
16 18N 17E	3	10	Harvest, Mechanical, 1st Thin, Machine, Loblolly	8	\$273.70	\$1,798.60
16 18N 18E	1	2	Harvest, Mechanical, 1st Thin, Machine, Loblolly	5	\$175.00	\$1,050.00
<b>Yearly Totals</b>				<b>210</b>	<b>\$7,343.70</b>	<b>\$17,886.60</b>
<b>2017</b>						
16 18S 17W	1	1	Harvest, Mechanical, 1st Thin, Machine, Loblolly	82	\$2,870.00	\$18,860.00
<b>Yearly Totals</b>				<b>82</b>	<b>\$2,870.00</b>	<b>\$18,860.00</b>

STR	Strata	Stand	Activity	Acre	Est. Cost	Est. Revenue
<b>2018</b>						
16 16S 17W	3	7	Harvest, Mechanical, Regeneration, Machine, Loblolly	118	\$4,130.00	\$217,120.00
16 20S 17W	3	6	Harvest, Mechanical, Regeneration, Machine, Loblolly	3	\$90.65	\$2,719.50
16 20S 17W	3	7	Harvest, Mechanical, Regeneration, Machine, Loblolly	5	\$175.00	\$5,250.00
16 20S 17W	3	8	Harvest, Mechanical, Regeneration, Machine, Loblolly	41	\$1,435.00	\$43,050.00
Yearly Totals				167	\$5,830.65	\$268,139.50
<b>2020</b>						
16 19S 17W	3	12	Harvest, Mechanical, 1st Thin, Machine, Loblolly	2	\$55.65	\$286.20
16 19S 17W	3	16	Harvest, Mechanical, 1st Thin, Machine, Loblolly	2	\$68.60	\$352.80
16 19S 17W	3	20	Harvest, Mechanical, 1st Thin, Machine, Loblolly	76	\$2,660.00	\$13,680.00
16 19S 17W	3	21	Harvest, Mechanical, 1st Thin, Machine, Loblolly	42	\$1,478.75	\$7,605.00
16 19S 17W	3	22	Harvest, Mechanical, 1st Thin, Machine, Loblolly	22	\$770.00	\$3,960.00
16 19S 17W	3	26	Harvest, Mechanical, 1st Thin, Machine, Loblolly	15	\$525.00	\$2,700.00
16 19S 17W	3	27	Harvest, Mechanical, 1st Thin, Machine, Loblolly	1	\$30.45	\$156.60
Yearly Totals				160	\$5,588.45	\$28,740.60
<b>Grand Totals</b>				<b>1,180</b>	<b>\$41,287.40</b>	<b>\$597,634.00</b>

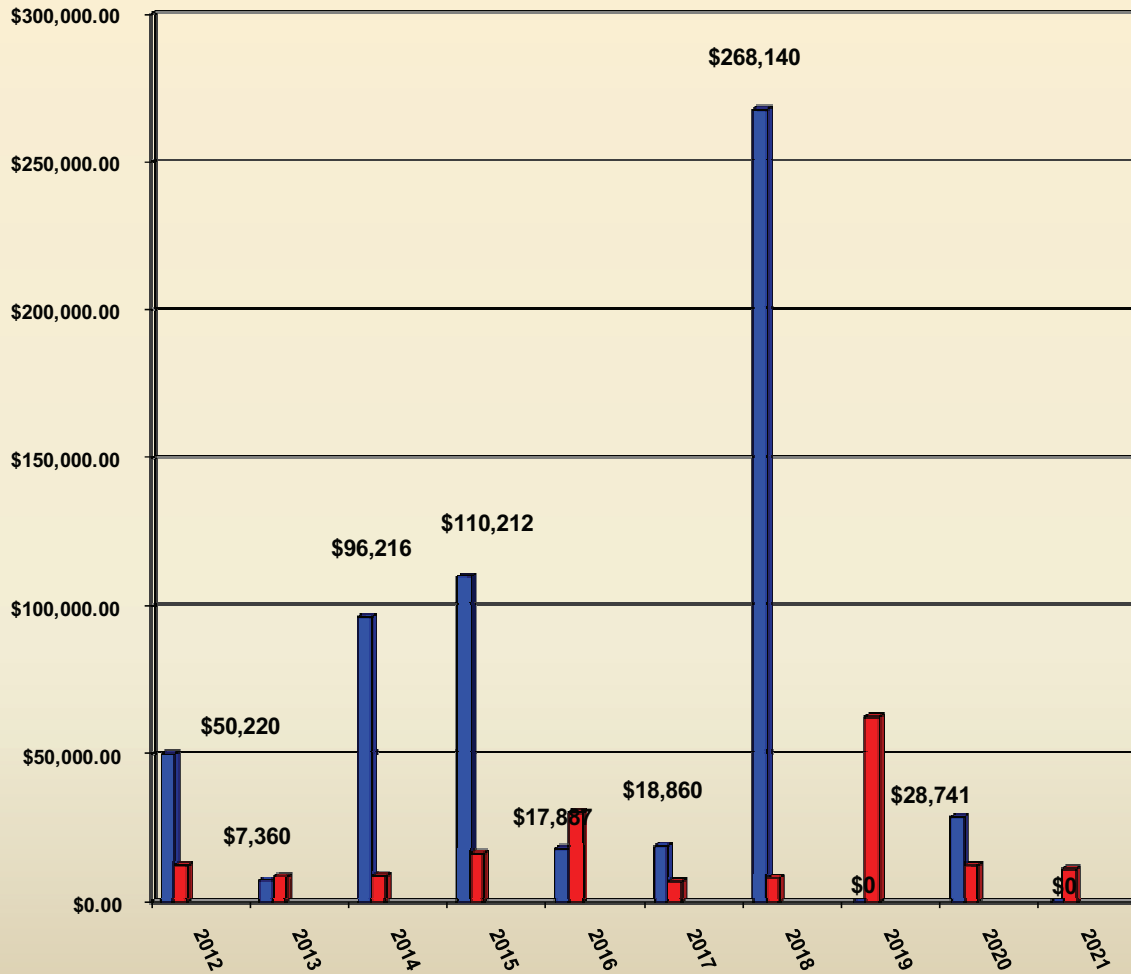
# Property Activities Report

**Filters Applied:** County: Lowndes  
 Client Class: School Trust Land  
 District: East Central District  
 Client: Lowndes County BOE  
 STR:  
 Year: 2012 Through 2021

Client Name	Plan Year	STR	Act. Name	Method	Practice	Application	Est. Cost	Act. Object	Est. Miles
<b>Lowndes County BOE</b>									
<b>2013</b>									
<b>6 20S 17W</b>									
Property Activities									
				Maintain	Paint	Hand	\$691.79	Property Boundary	2.564
Totals							\$691.79		2.564
Summary for 'PlanYear' = 2013									
Totals							\$691.79		2.564
<b>2015</b>									
<b>30 15S 16W</b>									
Property Activities									
				Maintain	Paint	Hand	\$1,045.78	Property Boundary	3.876
Totals							\$1,045.78		3.876
Summary for 'PlanYear' = 2015									
Totals							\$1,045.78		3.876
<b>2018</b>									
<b>6 20S 17W</b>									
Property Activities									
				Maintain	Paint	Hand	\$691.79	Property Boundary	2.564
Totals							\$691.79		2.564
Summary for 'PlanYear' = 2018									
Totals							\$691.79		2.564
<b>2019</b>									

Client Name	Plan Year	STR	Act. Name	Method	Practice	Application	Est. Cost	Act. Object	Est. Miles
		<b>30 15S 16W</b>							
			Property Activities						
				Maintain	Paint	Hand	\$1,045.78	Property Boundary	3.876
						Totals	\$1,045.78		3.876
						Summary for 'PlanYear' = 2019			
						Totals	\$1,045.78		3.876
						<b>Summary for Lowndes County BOE</b>			
						<b>Totals</b>	<b>\$3,475.13</b>		<b>12.88</b>
<b>Grand Totals</b>							<b>\$3,475.13</b>		<b>12.88</b>

# LOWNDES COUNTY REVENUE – EXPENSES 2012-2021



■ REVENUE  
■ EXPENSE

These are estimated Revenue and Expenses

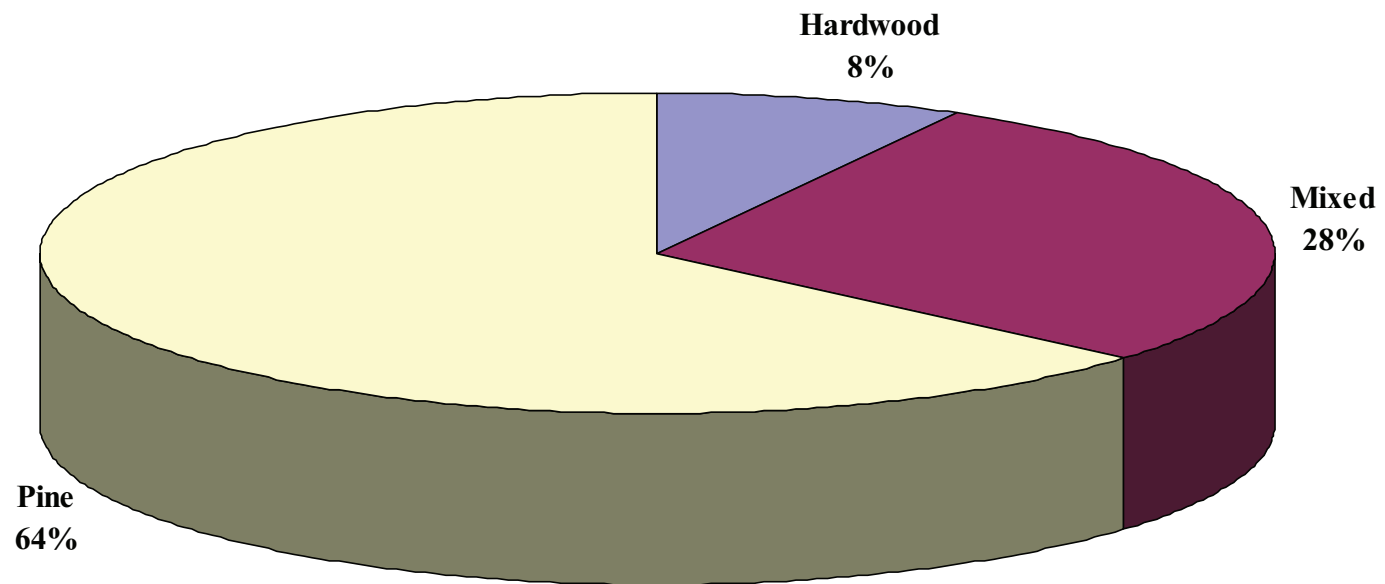
**Filters Applied:**

County: Lowndes  
Client Class: School Trust Land

District: East Central District  
Client: Lowndes County BOE

STR:

### Broad Cover Type Distribution



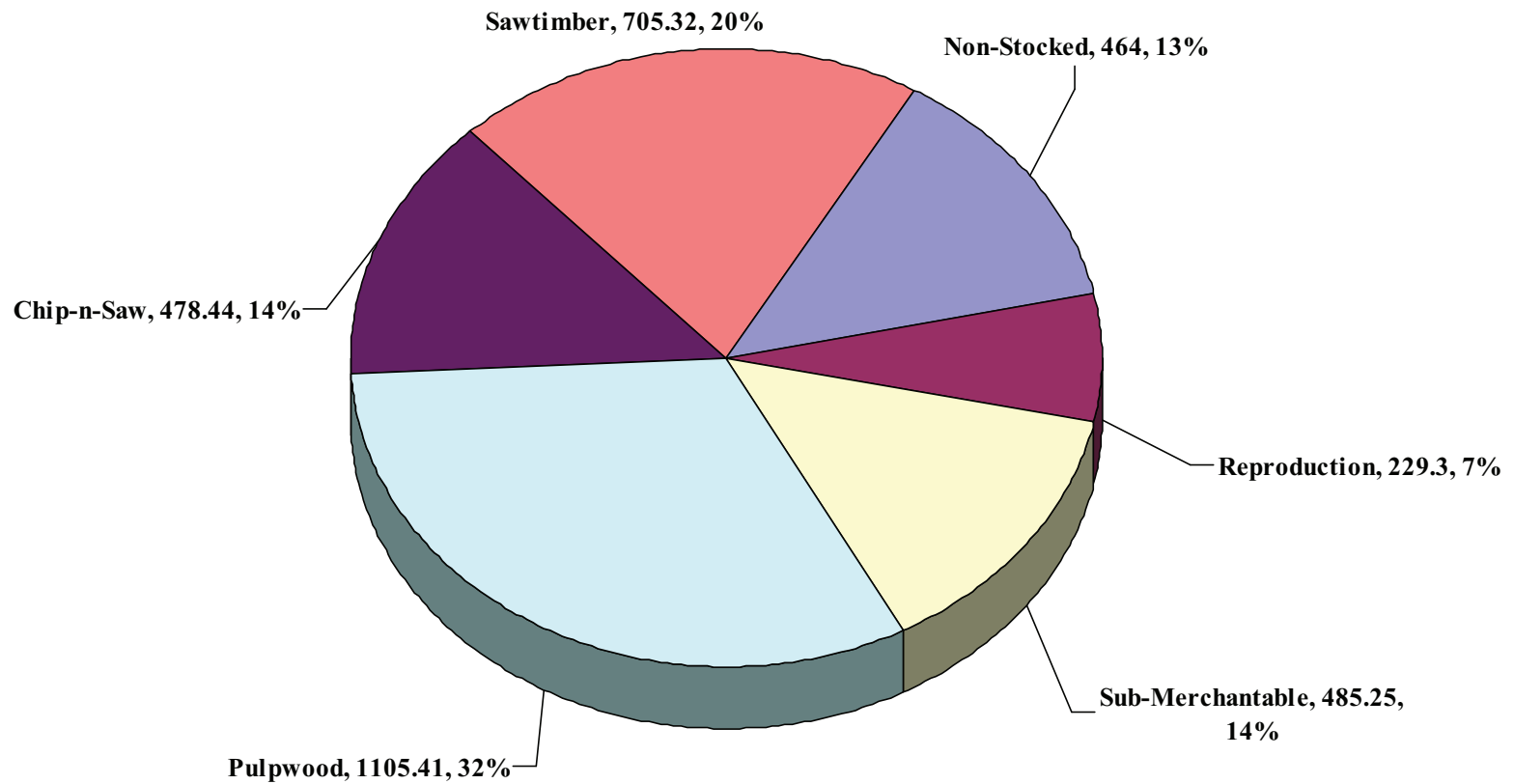
**Filters Applied:**

County: Lowndes  
Client Class: School Trust Land

District: East Central District  
Client: Lowndes County BOE

STR:

### Forested Stands Class Distribution by Acres



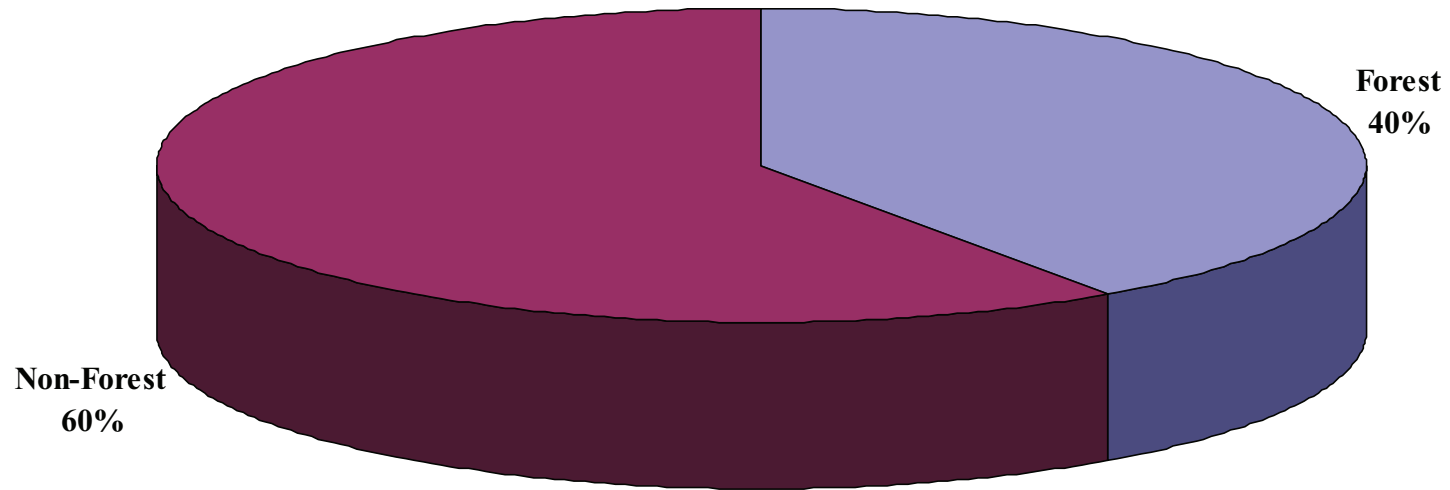
**Filters Applied:**

County: Lowndes  
Client Class: School Trust Land

District: East Central District  
Client: Lowndes County BOE

STR:

### Land Use Distribution





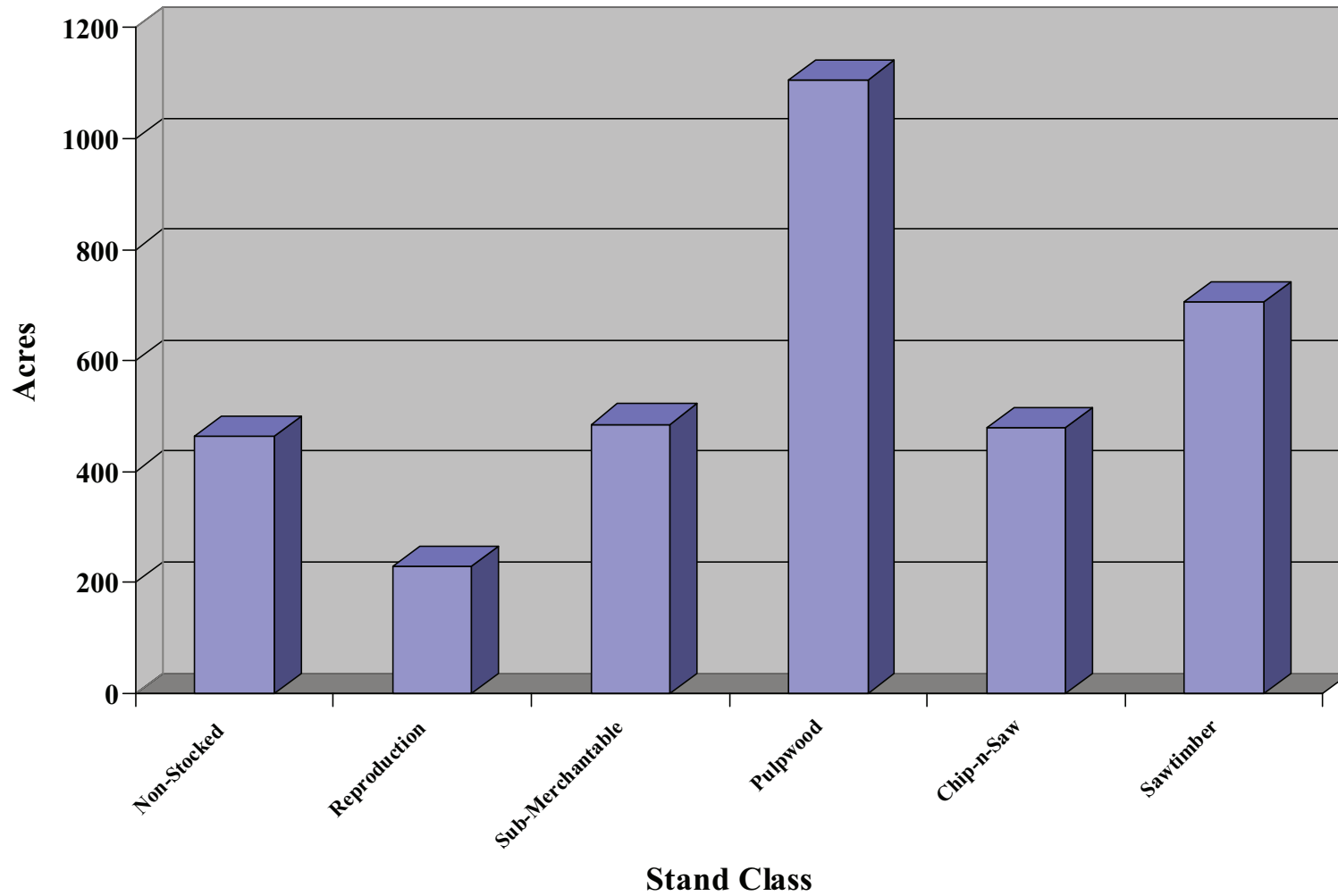
**Filters Applied:** County: Lowndes  
District: East Central District

Client: Lowndes County BOE  
STR:

Broad Cover Type:  
Client Class: School Trust Land

Stand Age: Through

## Forested Stands Graph



**Filters Applied:** County: Lowndes  
District: East Central District

Client: Lowndes County BOE  
STR:

Broad Cover Type:  
Client Class: School Trust Land

Stand Age: Through

## Age Distribution Graph

